

# Live EP cubes

The live EP cubes are a direct copy of the 'Summary' contributor cube from the International student and Transnational student EP Revenue Generation models. They are available at a Division level as well as the whole University, and it is recommended that you use the Division level cubes.

When a cube opens in the 'default view', like the example below, you are able to investigate the data a number of ways, they are:

- Drill down to focus your analysis and to display lower levels of data – for example **School to Program**
- Replace categories by changing rows and columns to display a detailed perspective of any combination of dimensions that suit your needs

Cognos PowerPlay Web Explorer Info Tech, Eng & the Env

Info Tech, Eng & the Env  
 All\_2 CommContAgg  
 All\_2 Total Programs  
 Info Tech, Eng & the Env  
 MEASURES

All\_2 CommContAgg All\_2 Total Programs Info Tech, Eng & the Env MEASURES

All Measures as values	AME	CIS	EIE	NBE	IEO	MAT
<u>2006 Comm \$ per EFTSL</u>	161,300.00	290,000.00	166,000.00	290,400.00	19,200.00	64,600.00
<u>2006 Cont \$ per EFTSL</u>	133,965.59	349,144.63	168,001.65	316,655.41	18,050.00	58,681.82
<u>2006 Total \$ per EFTSL</u>	172,960.07	358,641.29	192,515.01	326,765.08	18,280.00	62,288.80
<u>Comm Persons % change 06 to 07</u>	0.12	2.16	0.43	5.89	0.00	0.83
<u>Total Persons % change 06 to 07</u>	1.70	0.32	5.23	5.16	0.20	2.49
<u>Comm EFTSL % change 06 to 07</u>	0.11	2.25	0.36	4.42	0.00	0.83
<u>Total EFTSL % change 06 to 07</u>	2.07	1.17	5.09	4.90	0.20	2.67
<u>Comm Budget % change 06 to 07</u>	0.48	1.82	0.67	3.84	0.03	1.00
<u>Total Budget % change 06 to 07</u>	2.44	-2.12	2.56	0.92	0.22	2.12
<u>2007 Comm \$ per EFTSL</u>	167,700.00	333,500.00	230,750.00	391,800.00	19,800.00	83,350.00
<u>2007 Cont \$ per EFTSL</u>	174,651.72	330,687.20	195,316.49	315,400.98	18,280.00	63,894.59
<u>2007 Total \$ per EFTSL</u>	178,390.76	354,613.16	228,581.04	386,022.59	18,533.33	74,486.40
<u>Comm Persons % change 07 to 08</u>	-9.00	-22.00	-12.00	-23.00	-1.00	-5.00
<u>Total Persons % change 07 to 08</u>	-4.46	-11.43	-5.14	-10.26	-0.33	-1.59
<u>Comm EFTSL % change 07 to 08</u>	-9.00	-22.00	-12.00	-23.00	-1.00	-5.00
<u>Total EFTSL % change 07 to 08</u>	-4.87	-12.10	-5.42	-10.43	-0.33	-1.17
<u>Comm Budget % change 07 to 08</u>	-9.00	-20.00	-12.00	-22.00	-1.00	-5.00
<u>Total Budget % change 07 to 08</u>	-4.79	-12.03	-3.93	-9.84	-0.32	-0.78
<u>2008 Comm \$ per EFTSL</u>	0.00	0.00	0.00	0.00	0.00	0.00
<u>2008 Cont \$ per EFTSL</u>	180,560.92	346,808.80	258,026.35	386,320.88	18,900.00	82,328.97
<u>2008 Total \$ per EFTSL</u>	180,560.92	346,808.80	258,026.35	386,320.88	18,900.00	82,328.97
<u>Comm Persons % change 08 to 09</u>	0.00	0.00	0.00	0.00	0.00	0.00
<u>Total Persons % change 08 to 09</u>	-6.69	-16.16	-7.87	-12.96	-0.50	-2.32
<u>Comm EFTSL % change 08 to 09</u>	0.00	0.00	0.00	0.00	0.00	0.00
<u>Total EFTSL % change 08 to 09</u>	0.00	0.00	0.00	0.00	0.00	0.00
<u>Comm Budget % change 08 to 09</u>	-6.83	-17.58	-7.97	-13.27	-0.48	-2.40
<u>2009 Comm \$ per EFTSL</u>	0.00	0.00	0.00	0.00	0.00	0.00
<u>2009 Cont \$ per EFTSL</u>	164,960.44	313,216.60	243,320.12	327,677.79	19,500.00	66,475.75
<u>2009 Total \$ per EFTSL</u>	164,960.44	313,216.60	243,320.12	327,677.79	19,500.00	66,475.75

# Live EP cubes

## Expanding Dimensions

When exploring a cube you may want to see the hierarchy associated with a particular dimension that you have drilled down to – this is known as expanding dimensions.

The following example expands the default view to display the **persons** and **EFTSL** for the out years/

With the live cube open at the default view, select the row or column with the dimension that you want to expand and click the right mouse button. In the example below, the column becomes highlighted and a menu is displayed (1). Select Expand (2).

(1) All Measures as values	AME (2)	CIS	EIE	NBE	IEO	MAT
2006 Comm \$ per EFTSL	00	290,000.00	166,000.00	290,400.00	19,200.00	64,600.00
2006 Cont \$ per EFTSL	59	49,144.63	168,001.65	316,655.41	18,050.00	58,681.82
2006 Total \$ per EFTSL	07	358,641.29	192,515.01	326,765.08	18,280.00	62,288.80
Comm Persons % change 06 to 07	12	2.16	0.43	5.89	0.00	0.83
Total Persons % change 06 to 07	70	0.32	5.23	5.16	0.20	2.49
Comm EFTSL % change 06 to 07	11	2.25	0.36	4.42	0.00	0.83
Total EFTSL % change 06 to 07	07	1.17	5.09	4.90	0.20	2.67
Comm Budget % change 06 to 07	48	1.82	0.67	3.84	0.03	1.00
Total Budget % change 06 to 07		2.44	-2.12	2.56	0.92	2.12
2007 Comm \$ per EFTSL	167,700.00	333,500.00	230,750.00	391,800.00	19,800.00	83,350.00
2007 Cont \$ per EFTSL	174,651.72	330,687.20	195,316.49	315,400.98	18,280.00	63,894.59
2007 Total \$ per EFTSL	178,390.76	354,613.16	228,581.04	386,022.59	18,533.33	74,486.40
Comm Persons % change 07 to 08	-9.00	-22.00	-12.00	-23.00	-1.00	-5.00
Total Persons % change 07 to 08	-4.46	-11.43	-5.14	-10.26	-0.33	-1.59
Comm EFTSL % change 07 to 08	-9.00	-22.00	-12.00	-23.00	-1.00	-5.00

Expanding the dimensions will show you the items that are used to calculate the item you are viewing. The example displays **2006 \$ per EFTSL** (1).

Expanding the dimension once will display **total EFTSL and total budget for 2006** (2).

Expanding the dimension twice will display the **commencing and continuing EFTSL in 2006** (3).

Expanding the dimension three times will display the **commencing and continuing EFTSL by cohort** (4).

# Live EP cubes

(1)	(2) All Measures as values	(3)	(4)	AME	CIS	
<u>2006 Comm \$ per EFTSL</u>	<u>2006 Comm \$ per EFTSL</u>	<u>2006 Comm \$ per EFTSL</u>		161,300.00	290,000	
<u>2006 Cont \$ per EFTSL</u>	<u>2006 Cont \$ per EFTSL</u>	<u>2006 Cont \$ per EFTSL</u>		133,965.59	349,144	
<u>2006 Total \$ per EFTSL</u>	<u>Total EFTSL in 2006</u>	<u>Comm EFTSL in 2006</u>	<u>2006 1 EFTSL in 2006</u>	52.28	116	
			<u>2006 2 EFTSL in 2006</u>	18.79	56	
			<u>Comm EFTSL in 2006</u>	<b>71.06</b>	<b>174</b>	
		<u>Cont EFTSL in 2006</u>	<u>Early EFTSL in 2006</u>	0.00	0	
			<u>2001 1 EFTSL in 2006</u>	0.00	0	
			<u>2001 2 EFTSL in 2006</u>	0.00	0	
			<u>2002 1 EFTSL in 2006</u>	0.00	0	
			<u>2002 2 EFTSL in 2006</u>	1.98	0	
			<u>2003 1 EFTSL in 2006</u>	3.80	3	
			<u>2003 2 EFTSL in 2006</u>	2.16	6	
			<u>2004 1 EFTSL in 2006</u>	5.59	20	
			<u>2004 2 EFTSL in 2006</u>	23.57	56	
			<u>2005 1 EFTSL in 2006</u>	31.07	125	
			<u>2005 2 EFTSL in 2006</u>	10.48	30	
			<u>Cont EFTSL in 2006</u>	<b>78.66</b>	<b>253</b>	
			<u>Total EFTSL in 2006</u>		<b>149.72</b>	<b>428</b>
			<u>Total Budget in 2006</u>	<u>Comm Budget in</u>	<u>2006 1 Budget in</u>	879,693.60

You may prefer to see only one level of the dimension. This can be achieved using the **Down a Level (1)** facility rather than the Expand.

All Measures as values		AME	CIS	EIE	NBE	IEO	MAT
<u>2006 Comm \$ per EFTSL</u>	Expand (1)	1.00	290,000.00	166,000.00	290,400.00	19,200.00	64,600.00
<u>2006 Cont \$ per EFTSL</u>	Delete	0.59	349,144.63	168,001.65	316,655.41	18,050.00	58,681.82
<u>2006 Total \$ per EFTSL</u>	Swap Left	0.07	358,641.29	192,515.01	326,765.08	18,280.00	62,288.80
<u>Comm Persons % change 06 to 07</u>	Swap Right	0.12	2.16	0.43	5.89	0.00	0.83
<u>Total Persons % change 06 to 07</u>	Down a Level	0.70	0.32	5.23	5.16	0.20	2.49
<u>Comm EFTSL % change 06 to 07</u>	Up a Level	0.11	2.25	0.36	4.42	0.00	0.83
<u>Total EFTSL % change 06 to 07</u>	Explain	0.07	1.17	5.09	4.90	0.20	2.67
<u>Comm Budget % change 06 to 07</u>		0.48	1.82	0.67	3.84	0.03	1.00
<u>Total Budget % change 06 to 07</u>		2.44	-2.12	2.56	0.92	0.22	2.12
<u>2007 Comm \$ per EFTSL</u>		167,700.00	333,500.00	230,750.00	391,800.00	19,800.00	83,350.00
<u>2007 Cont \$ per EFTSL</u>		174,651.72	330,687.20	195,316.49	315,400.98	18,280.00	63,894.59
<u>2007 Total \$ per EFTSL</u>		178,390.76	354,613.16	228,581.04	386,022.59	18,533.33	74,486.40
<u>Comm Persons % change 07 to 08</u>		-9.00	-22.00	-12.00	-23.00	-1.00	-5.00
<u>Total Persons % change 07 to 08</u>		-4.46	-11.43	-5.14	-10.26	-0.33	-1.59
<u>Comm EFTSL % change 07 to 08</u>		-9.00	-22.00	-12.00	-23.00	-1.00	-5.00
<u>Total EFTSL % change 07 to 08</u>		-4.87	-12.10	-5.42	-10.43	-0.33	-1.17



# Live EP cubes

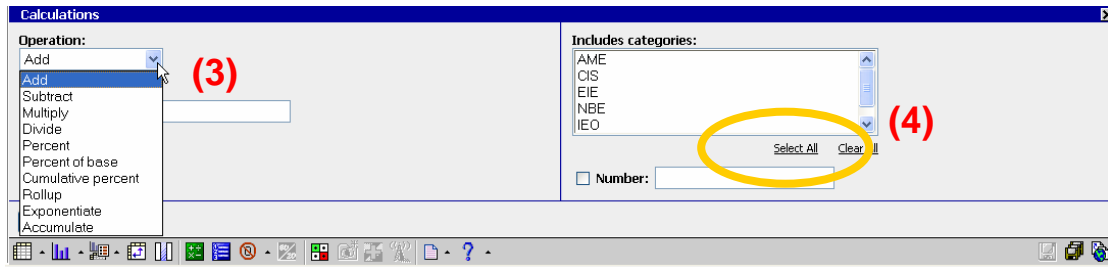
## Adding a Calculation

You are able to add a calculation to the cube. The following example will demonstrate how to add a total Division calculation to the live cube.

Right click on one of the items in the dimension that you want the calculation to use. To add a total division calculation, right click on one of the schools (1). Select **Insert Calculation** (2) from the menu.

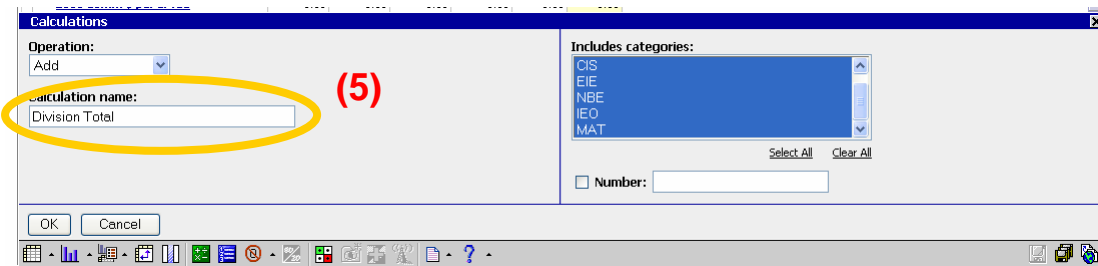
All Measures as values (1)	AME	CIS	EIE	NBE	IEO	MAT
2006 Comm \$ per EFTSL	161,300.00	290,000.00	166,000.00	290,400.00	19,200.00	64,600.00
2006 Cont \$ per EFTSL	133,965.59	349,144.63	168,001.65	316,655.41	18,050.00	58,681.80
2006 Total \$ per EFTSL	172,960.07	358,641.29	192,515.01	326,765.08	18,280.00	62,288.80
Comm Persons % change 06 to 07	0.12	2.16	0.43	5.89	0.00	0.80
Total Persons % change 06 to 07	1.70	0.32	5.23	5.16	0.20	2.40
Comm EFTSL % change 06 to 07	0.11	2.25	0.36	4.42	0.00	0.80
Total EFTSL % change 06 to 07	2.07	1.17	5.09	4.90	0.20	2.60
Comm Budget % change 06 to 07	0.48	1.82	0.67	3.84	0.03	1.00
Total Budget % change 06 to 07	2.44	-2.12	2.56	0.92	0.22	2.12
2007 Comm \$ per EFTSL	167,700.00	333,500.00	230,750.00	391,800.00	19,800.00	83,350.00
2007 Cont \$ per EFTSL	174,651.72	330,687.20	195,316.49	315,400.98	18,280.00	63,894.59
2007 Total \$ per EFTSL	178,390.76	354,613.16	228,581.04	386,022.59	18,533.33	74,486.40
Comm Persons % change 07 to 08	-9.00	-22.00	-12.00	-23.00	-1.00	-5.00

A dialog box will appear at the bottom of the screen. A number of mathematical calculations are available in the menu on the left hand side (3). Select **Add**.



On the right hand side is a list of the items that can be included in the calculation. To create a total for the division, click **Select All** (4)

Enter a name for the variable in the left hand side (5), and click **OK**.



# Live EP cubes

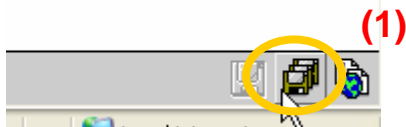
The new variable is added to the cube, and is displayed in italics to indicate it is an added calculation (6)

All Measures as values	AME	CIS	EIE	NBE	IEO	MAT	<i>(6)</i> <i>Division Total</i>
<u>2006 Comm \$ per EFTSL</u>	161,300.00	290,000.00	166,000.00	290,400.00	19,200.00	64,600.00	<i>991,500.00</i>
<u>2006 Cont \$ per EFTSL</u>	133,965.59	349,144.63	168,001.65	316,655.41	18,050.00	58,681.82	<i>1,044,499.11</i>
<u>2006 Total \$ per EFTSL</u>	172,960.07	358,641.29	192,515.01	326,765.08	18,280.00	62,288.80	<i>1,131,450.25</i>
<u>Comm Persons % change 06 to 07</u>	0.12	2.16	0.43	5.89	0.00	0.83	<i>9.43</i>
<u>Total Persons % change 06 to 07</u>	1.70	0.32	5.23	5.16	0.20	2.49	<i>15.10</i>
<u>Comm EFTSL % change 06 to 07</u>	0.11	2.25	0.36	4.42	0.00	0.83	<i>7.97</i>
<u>Total EFTSL % change 06 to 07</u>	2.07	1.17	5.09	4.90	0.20	2.67	<i>16.10</i>
<u>Comm Budget % change 06 to 07</u>	0.48	1.82	0.67	3.84	0.03	1.00	<i>7.85</i>
<u>Total Budget % change 06 to 07</u>	2.44	-2.12	2.56	0.92	0.22	2.12	<i>6.14</i>
<u>2007 Comm \$ per EFTSL</u>	167,700.00	333,500.00	230,750.00	391,800.00	19,800.00	83,350.00	<i>1,226,900.00</i>
<u>2007 Cont \$ per EFTSL</u>	174,651.72	330,687.20	195,316.49	315,400.98	18,280.00	63,894.59	<i>1,098,230.97</i>
<u>2007 Total \$ per EFTSL</u>	178,390.76	354,613.16	228,581.04	386,022.59	18,533.33	74,486.40	<i>1,240,627.28</i>
<u>Comm Persons % change 07 to 08</u>	-9.00	-22.00	-12.00	-23.00	-1.00	-5.00	<i>-72.00</i>
<u>Total Persons % change 07 to 08</u>	-4.46	-11.43	-5.14	-10.26	-0.33	-1.59	<i>-33.22</i>
<u>Comm EFTSL % change 07 to 08</u>	-9.00	-22.00	-12.00	-23.00	-1.00	-5.00	<i>-72.00</i>
<u>Total EFTSL % change 07 to 08</u>	-4.87	-12.10	-5.42	-10.43	-0.33	-1.17	<i>-34.33</i>
<u>Comm Budget % change 07 to 08</u>	-9.00	-20.00	-12.00	-22.00	-1.00	-5.00	<i>-69.00</i>
<u>Total Budget % change 07 to 08</u>	-4.79	-12.03	-3.93	-9.84	-0.32	-0.78	<i>-31.69</i>
<u>2008 Comm \$ per EFTSL</u>	0.00	0.00	0.00	0.00	0.00	0.00	<i>0.00</i>
<u>2008 Cont \$ per EFTSL</u>	180,560.92	346,808.80	258,026.35	386,320.88	18,900.00	82,328.97	<i>1,272,945.92</i>
<u>2008 Total \$ per EFTSL</u>	180,560.92	346,808.80	258,026.35	386,320.88	18,900.00	82,328.97	<i>1,272,945.92</i>
<u>Comm Persons % change 08 to 09</u>	0.00	0.00	0.00	0.00	0.00	0.00	<i>0.00</i>
<u>Total Persons % change 08 to 09</u>	-6.69	-16.16	-7.87	-12.96	-0.50	-2.32	<i>-46.49</i>
<u>Comm EFTSL % change 08 to 09</u>	0.00	0.00	0.00	0.00	0.00	0.00	<i>0.00</i>
<u>Total EFTSL % change 08 to 09</u>	0.00	0.00	0.00	0.00	0.00	0.00	<i>0.00</i>
<u>Comm Budget % change 08 to 09</u>	-6.83	-17.58	-7.97	-13.27	-0.48	-2.40	<i>-48.54</i>
<u>2009 Comm \$ per EFTSL</u>	0.00	0.00	0.00	0.00	0.00	0.00	<i>0.00</i>
<u>2009 Cont \$ per EFTSL</u>	164,960.44	313,216.60	243,320.12	327,677.79	19,500.00	66,475.75	<i>1,135,150.70</i>
<u>2009 Total \$ per EFTSL</u>	164,960.44	313,216.60	243,320.12	327,677.79	19,500.00	66,475.75	<i>1,135,150.70</i>

## Saving to your personal NewsBox.

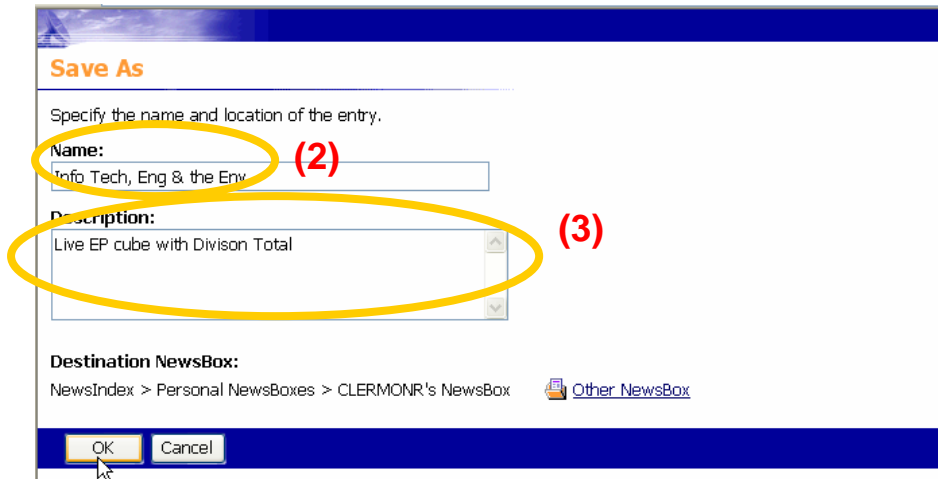
Once you have customised the cube to appear as you want, save the customised view to your personal NewsBox. This will save the cube in the customised format, while remaining dynamic and updating live.

In the bottom right hand side of the toolbar at the bottom of the screen, click the **Save As** icon (1).



A dialog box will appear. The default name of the cube will appear in the name box (2), and you can change this to something more meaningful to you. You can also add a description for the cube (3). Click **OK** and the cube will save to your NewsBox and you will be returned to the environment.

# Live EP cubes



Click on **Return to Source (1)** to jump to the opening page in the environment



Select your personal Newsbox (2). Your personalised view of the cube will be available (3).

